



## COSA – CENTER OF SCIENCE ACTIVITIES (AT JOANNEUMSVIERTEL)


Joanneumsviertel

8010 Graz

T +43 316 8017 9100

[info@cosagraz.at](mailto:info@cosagraz.at)

[www.cosagraz.at](http://www.cosagraz.at)



### General information

- Access possible from several sides: via Landhausgasse, Kalchberggasse or Raubergasse
- Main entrance accessible via an escalator, **not barrier-free**
- The barrier-free side entrance is located in the passageway to the Lesliehof , (address: Joanneumsviertel 5).
- Reduced admission for people with disabilities; free admission for assistance persons
- People with disabilities can take part in the usual guided tours
- There are also special guided tours for people with disabilities (e.g. guided tours in simple language and sign language)
- There are also guided tours for children and guided tours in English
- CoSA is an interactive museum, everything can be touched and tried out. Helping staff is available in all areas.
- A wheelchair can be borrowed free of charge on site.
- **The escape room game** in the historic mine is unfortunately **not barrier-free**.
- It is easy to find your way around and there is signposting throughout.
- There is an inclusive guide for visitors in easy language and with photos.
- Staff learn how to assist people with disabilities
- Audible alarm, **but no visible alarm**
- Evacuation plan for people with disabilities available
- Assistance dogs are welcome
- Changing table at the barrier-free WC on the 2nd basement floor



Haupteingang

## ACCESSIBILITY

### Accessibility by public transport

Please use the route planner of Verbundlinie Steiermark:  
<https://verkehrsankunft.verbundlinie.at/>

### Parking

- 2 public disabled parking spaces in Kalchberggasse
- 4 public disabled parking spaces in Landhausgasse
- 2 public disabled parking spaces in Raubergasse
- Short-stay parking zone around the Joanneumsviertel

## INFORMATION FOR WHEELCHAIR USERS AND PEOPLE WITH MOBILITY IMPAIRMENTS

### PATHS OUTSIDE (IN THE JOANNEUMSVIERTEL)

- Path outside without thresholds, at least 150 cm wide, free of obstacles
- Access via Landhausgasse or Kalchberggasse is easy and vibration-free, **not via Raubergasse**
- Longitudinal gradient max. 6%, transverse gradient max. 2%
- **Path not covered**; illuminated throughout
- **Path longer than 100m**, no seating along the way



Paths outside

### BARRIER-FREE ENTRANCE

- Located in the passageway to the Lesliehof (address: Joanneumsviertel 5)
- **It is a side entrance** (an escalator leads to the main entrance)
- **Entrance area not easy to find**
- Access without thresholds, free of obstacles, covered
- **Slope of 4%** (standard max. 3%)
- **Clear width of entrance door 85 cm** (standard min. 90 cm), **1 cm threshold** (only on one side)
- Automated hinged door made of glass, easy to open
- outside you have to press the door opening button, inside the door opens automatically (takes 2 seconds)
- Door **does not open early** (it takes 2 seconds), it closes with a time delay



Barrier-free entrance

- **Door opening side not labelled**
- Door handle (no turning or shell handle) at standard height
- Door opening button at 70 cm height; **door closer, as fire protection door**
- Swivelling area **is not visually marked on the floor**
- manoeuvring space on both sides of the door at least 150 cm in diameter




## LIFT

(from the barrier-free entrance to the foyer/checkout area on the 2nd basement floor)

- Accessible without thresholds, lift door width min. 90 cm, light barriers at max. 100 cm height
- Lift car size 140 x 180 cm
- minimum manoeuvring space of 150 x 150 cm for entry and exit
- No descending stairs opposite the landing door
- Push buttons in the stops are located in the immediate vicinity of the lift door
- Command buttons at standard height
- Emergency call available
- Handrail available, at standard height
- Position indicator at standard height



Barrier-free entrance



Lift and staircase to foyer and exhibition

## STEPS

to the foyer on the 2<sup>nd</sup> basement floor

- Steps straight, 210 cm wide, **29 cm deep** (standard min. 30 cm)
- 16 - 17 cm high (**not all steps the same height**)
- Landing after max. 20 steps
- Entrance and exit steps at front edge **not designed in contrasting colours**
- Handrails on both sides, continuous on one side; can be safely gripped, at standard height
- continue horizontally for at least 30 cm at both ends of the steps
- No protruding slab steps



## FOYER (2<sup>ND</sup> BASEMENT)

### Information desk / cash desk

- Accessible without thresholds; 150 x 150 cm manoeuvring space in front of counter
- Lowered space with max. height of 85 cm, wheelchair accessible
- credit card machine can be used at a height of 80 - 110 cm
- Sufficient space in the checkout area; seating available (with sturdy armrests and backrests, **difficult to stand up**)



### Cloakroom & lockers

- **Hooks not at standard height** (80 - 120 cm)
- **No staff nearby who could help**
- Some lockers are also at a height that can be used by wheelchair users
- Movement space in front of lockers at least 150 cm in diameter
- **Doors do not open to 180 degrees**




### BARRIER-FREE WC ON THE 2<sup>ND</sup> BASEMENT FLOOR (by the lockers)

- Accessible without thresholds using the lift described above
- Separately arranged (unisex)
- opens with Euro-Key (available at the information desk)

### WC door

- hinged door with at least 80 cm clearance, no thresholds
- Easy to open, no door closer
- Opens outwards and can be unlocked from the outside in an emergency
- The approach area on the opening side of the door is at least 200 x 150 cm, and at least 150 x 120 cm on the closing side
- There is a side access area of at least 50 cm on both sides of the door next to the door handle
- Door handles at standard height (no turn, shell or knob handle); horizontal pull handle on the closing side
- **Door signage very high** (170 cm instead of 140 - 160 cm)

Information, checkout area



Lockers and access to WCs

## WC

- 150 x 150 cm manoeuvring space available in the WC room
- WC accessible from both sides; at least 90 cm space on the left, less than 90 cm on the right (but at least 80 cm)
- At least 120 cm space in front of the WC
- Long WC bowl (distance from the front edge of the WC to the rear wall at least 65 cm)
- WC height complies with standard (46 - 46 cm), back support available
- Horizontal folding grab rails on both sides; at standard height, distance complies with standard
- All grab rails easy to operate, securely fastened
- grab rails protrude at least 15 cm above the front edge of the toilet; protrude max. 20 cm into the room when folded up
- Roll holder attached to the folding support handle
- Flush at standard height, accessible from the WC when seated
- Emergency bell accessible from the WC from a seated position
- Emergency bell accessible from the floor at a maximum height of 35 cm



Barrier-free WC on the 2<sup>nd</sup> basement

## Washbasin

- Movement area in front of the washbasin min. 150 x 150 cm
- Height of top edge of washbasin 80 - 85 cm, free height under washbasin at least 70 cm
- Depth of washbasin complies with standard, wheelchair accessible to at least 100 cm width
- Flat plaster siphon, made of plastic
- Single-lever tap, distance to the front edge of the washbasin standard
- Mirror lower edge **at 110 cm height** (standard max. 95 cm)

## Other

- Operating level of fittings (e.g. soap and towel dispenser, hand dryer) is at a height of 80 - 110 cm
- Waste bin can be operated with one hand

## INTERIOR

- All floors are accessible without thresholds
- Paths are without steps but **not without thresholds**, gradient max. 3%
- Paths are at least 120 cm wide, **longer than 100 m**; passage widths at least 90 cm
- At the end of the pathways and when changing direction, a manoeuvring space of at least 150 cm in diameter
- Paths free of obstacles
- Non-slip and firmly laid floor coverings
- Orientation and escape plan available
- Good signage throughout the building, **not always at eye level for wheelchair users**
- Paths and rooms well lit



Exhibition area

## Exhibition

- Object texts at standard height
- Exhibition texts designed with high contrast, in large or easily legible font
- Exhibition texts well-lit and low-reflection

## Doors to the exhibition areas on the 1<sup>st</sup> floor

- Hinged glass doors with at least 80 cm clearance (but less than 90 cm)
- Easy to open (motorised opening aid), **door threshold of max. 2 cm** (only on one side)
- Lever handle on the opening side, panic bar on the closing side (both at standard height)
- **Door does not open early**, closes with a time delay
- **Door closer, as fire protection door**
- **Swivelling area on floor not visually marked**
- Approach area of at least 200 x 150 cm on the opening side of the door
- At least 150 x 120 cm on the closing side
- On both sides of the door, there is a side access area of at least 50 cm next to the door handle



doors to exhibition area




## BARRIER-FREE WC ON THE 1<sup>ST</sup> FLOOR

- Accessible via lift without thresholds
- the ladies' WC is also the barrier-free WC

### WC door

- Hinged door with at least 80 cm clearance, no thresholds
- Easy to open, no door closer
- Opens outwards and can be unlocked from the outside in an emergency
- Access area of at least 200 x 150 cm on the opening side of the door and at least 150 x 120 cm on the closing side
- On the opening side of the door, there is a side access area of at least 50 cm next to the door handle, but **not on the closing side** (waste bin is in the way)
- Door handles at standard height (no turning, shell or knob handle)
- **No horizontal door pull handle**



Barrier-free WC 1<sup>st</sup> floor

### WC

- Movement space of 150 x 150 cm available in the WC room
- WC accessible from the left (there is at least 90 cm space)
- At least 120 cm space in front of the WC
- Long WC bowl (distance between the front edge of the WC and the rear wall at least 65 cm)
- WC height 48 cm, back support available
- Horizontal grab rails on both sides, can be folded up on the approach side
- Top edge at standard height; distance between the grab rails corresponds to standard
- Folding support handle easy to operate, securely fastened
- Folding support handle protrudes at least 15 cm beyond the front edge of the WC; protrudes max. 20 cm into the room when folded up
- Additional vertical grab rail
- Paper roll accessible from the WC when seated
- Flush at standard height, accessible from the WC when seated
- Emergency bell accessible from the WC while seated
- Emergency bell accessible from the floor at a maximum height of 35 cm
- Emergency call leads to information desk

## Washbasin

- Movement space in front of the washbasin min. 120 x 120 cm (but less than 150 x 150 cm)
- Height of top edge of washbasin 80 - 85 cm, free height under washbasin at least 70 cm
- Depth of washbasin complies with standard, wheelchair accessible to at least 100 cm width
- Flat plaster siphon, made of plastic
- single-lever tap, distance to front edge of washbasin standard
- Mirror at standard height and therefore usable by wheelchair users

## Other

- Operating level of equipment (e.g. soap and towel dispenser, hand dryer) is at a height of 80 - 110 cm
- **Coat hooks too high**
- Waste bin can be operated with one hand

## “AUDITORIUM” EVENT ROOM IN THE FOYER ON THE 2ND BASEMENT FLOOR

- Accessible without thresholds
- Barrier-free WC nearby
- Clear door width at least 80 cm
- All furniture mobile, ensuring a passage width of at least 90 cm
- Tables with wheelchair access, desk height max. 85 cm
- Seating with sturdy armrests and backrests, seat height 46 - 50 cm

## INFORMATION FOR BLIND AND VISUALLY IMPAIRED PEOPLE

### PATHS OUTSIDE

- Access for blind and visually impaired people is from Raubergasse. There is more information at a stele.
- However, the tactile guidance system only starts at the entrance (it leads from the Kalchberggasse entrance to the barrier-free entrance).
- Floor guidance system **not high-contrast**
- Path free of obstacles, illuminated throughout, **not covered**
- Walkway boundaries **are not easily recognisable with a white cane**
- Clear height under signs is at least 220 cm



Access from Raubergasse with information stele for blind people



## BARRIER-FREE ENTRANCE

- Located in the passageway to the Lesliehof (address: Joanneumsviertel 5)
- **It is a side entrance** (an escalator leads to the main entrance)
- Entrance area **not easy to find**
- Automated hinged door made of glass, labelled with contrasting markings
- Easy to open: outside you have to press the door opening button, inside the door opens automatically
- Door opening button stands out in contrast from neighbouring components
- Door does **not open prematurely** (it takes 2 seconds), closes with a time delay
- Door opening side **not labelled**, but secured with tactile attention field
- **Door closer, as fire protection door**
- **Swivelling area is neither visually nor tactilely marked on the floor**

## LIFT

(from the barrier-free entrance to the foyer/checkout area on the 2<sup>nd</sup> basement floor)

- **No tactile floor labelling**
- Push buttons in the stops are located in the immediate vicinity of the lift door
- Push buttons inside and outside are tactile, with raised lettering, inside with Braille
- Push button for building exit highlighted
- Pressing the push buttons is confirmed audibly on the inside
- Audible signal when the lift arrives; audible, clear announcement in the lift
- Display in the lift is large and easy to read (inside and outside)
- Handrail available

## STEPS to the foyer on the 2<sup>nd</sup> basement floor

- Steps straight, 210 cm wide, **29 cm deep** (standard min. 30 cm)
- 16 - 17 cm high (**not all steps the same height**)
- Landing after max. 20 steps
- Entrance and exit steps at front edge **not designed in contrasting colours**
- Handrails on both sides, continuous on one side; can be safely gripped, at standard height
- continue horizontally for at least 30 cm at both ends of the steps
- No protruding slab steps

## FOYER (2<sup>ND</sup> BASEMENT)

### Information desk / cash desk

- Tactile floor information leads to the counter
- Counter stands out visually in contrast to its surroundings, easily recognisable
- Counter is glare-free and illuminated according to the area of use
- Staff are happy to help
- **No tactile map of the surroundings at reception**

### Cloakroom & lockers

- **No staff in the immediate vicinity**
- **Locker labelling not tactile**

### BARRIER-FREE WC ON THE 2<sup>ND</sup> BASEMENT FLOOR (by the lockers)

- Accessible without thresholds using the lift described above
- Separately arranged (unisex)
- Opens with Euro-Key (available at the information desk)
- hinged door, not automated
- Door opens outwards, can be opened from the outside in an emergency
- Door handle contrasts with neighbouring components
- Emergency bell has a visually contrasting design, can be reached from the WC when seated;
- Emergency bell can be reached from the floor at a maximum height of 35 cm
- Furnishings stand out visually in contrast to their surroundings

## INDOOR AREA

- Paths free of obstacles
- Acoustic alarm system
- Floor coverings stand out visually in contrast to other components
- Lighting of paths and rooms sufficient and appropriate to the area of use
- **No tactile orientation plan** available
- Signage high-contrast and well-lit, low-reflection
- Room labelling, floor markings **not tactile**

### Exhibition

- Everything at the interactive stations can be touched and tried out. Assisting staff are available in all areas.
- **No audio guide with audio description** for blind and visually impaired people
- Exhibition texts designed with high contrast, in large or legible font; **not tactile**

## Doors to the exhibition areas on the 1<sup>st</sup> floor

- Hinged doors made of glass, **not labelled with contrasting markings**
- Door and door handle stand out in high contrast from the neighbouring components
- Easy to open (motorised opening aid)
- Lever handle on the opening side, panic bar on the closing side (both at standard height)
- **Door does not open early**, closes with a time delay
- **Door closer, as fire protection door**
- **Door opening side not labelled**
- **Swivelling area on floor neither visually nor tactilely marked**

## BARRIER-FREE WC ON THE 1<sup>ST</sup> FLOOR

- the ladies' WC is also the barrier-free WC
- hinged door, not automated
- Door opens outwards, can be opened from the outside in an emergency
- Door handle contrasts with neighbouring components
- Emergency bell has a visually contrasting design, can be reached from the WC when seated;
- Emergency bell can be reached from the floor at a maximum height of 35 cm
- Emergency call leads to information desk
- Furnishings stand out visually in contrast to their surroundings

## „AUDITORIUM“ EVENT ROOM IN THE FOYER ON THE 2<sup>ND</sup> BASEMENT FLOOR

- **No tactile floor guidelines**
- Attention was paid to the acoustic design of the room
- the room is glare-free and evenly lit

## INFORMATION FOR HEARING IMPAIRED AND DEAF PEOPLE

- Inductive hearing system at the cash desk, labelled with pictogram
- Guided tours with sign language interpreting are offered on certain dates
- A mobile induction loop for deaf people with cochlear implants is also available for guided tours (please register in good time!)
- Rooms are evenly lit and glare-free
- Exhibition texts are designed according to the two-senses principle (visual-auditory)
- Texts are high-contrast, **but not in large or legible font**
- **No visual alarm system**



## LIFT

- Pressing the push buttons inside and outside is visibly confirmed
- Pressing the emergency call is confirmed visually

## EVENT ROOM „AUDITORIUM“ (2<sup>ND</sup> BASEMENT FLOOR):

- Attention was paid to the acoustic design of the room
- Inductive hearing system available, **not labelled with pictogram**
- the room is glare-free and evenly lit

## INFORMATION FOR ALLERGY SUFFERERS

- The museum is free of dust-prone carpets, curtains and upholstered furniture.

Status: January 2024, all information without guarantee

Source: [http://www.bereit-fuer-barrierefreiheit.eu/de/Betriebe/?xt=CEDOSCheckResults&xtMethod=showDataset&cat\\_id=1589&tobj\\_id=3163](http://www.bereit-fuer-barrierefreiheit.eu/de/Betriebe/?xt=CEDOSCheckResults&xtMethod=showDataset&cat_id=1589&tobj_id=3163)

Photos: Universalmuseum Joanneum, Graz Tourismus – Harry Schiffer, UMJ – N. Lackner, UMJ – J.J. Kucek