




## INTERCITY HOTEL

Finkengasse 2

8020 Graz

T +43 316 2311160

[graz@intercityhotel.com](mailto:graz@intercityhotel.com)
[www.intercityhotel.com/hotels/alle-hotels/oesterreich/graz/intercityhotel-graz](http://www.intercityhotel.com/hotels/alle-hotels/oesterreich/graz/intercityhotel-graz)


### GENERAL INFORMATION

- 10 identical, accessible rooms (2 per floor, near lift)
- The accessible rooms are 40 m<sup>2</sup>, with a connecting door to a second room (e.g. for assistance) always available.
- Staff are very happy to support people with disabilities, and trained to do so
- Guide dogs are welcome
- Visual and audible alarm present
- Orientation or escape plan available in every room
- Evacuation concept for people with disabilities available
- Accessible areas are marked with symbols
- High chairs for children available in the breakfast room
- Baby changing table available in the general accessible WC (lower ground floor)
- Sufficient parking spaces in the underground car park (against payment)
- Reception staffed 24 h
- Very good, consistent signposting eases orientation in the large hotel building

### INFORMATION FOR WHEELCHAIR USERS AND PERSONS WITH LIMITED MOBILITY

#### PARKING SPACE (UNDERGROUND CAR PARK)

- 3 disabled parking spaces near (approx. 100 m) the accessible entrance, covered
- Width of single parking space at least 350 cm, the two adjacent disabled parking spaces only have a **shared entry and exit area of 109 cm** (standard: at least 120 cm)



Accessible parking spaces in underground car park

- Disabled parking space marked (floor marking, **but no sign**)
- Car park level, surface suitable for wheelchairs (asphalt); parking space at right angle to driving lane
- Entrance gate and barriers open automatically; operating height **key column 120 cm** (standard 80–100 cm)
- Ticket machine accessible without thresholds, sufficient movement area in front of it, **money can be inserted** at a height of 130 cm (standard 80–110 cm), **no under-machine wheelchair access**; the parking fee can be paid together with the invoice for the room at the reception
- Pathway threshold-free, level, suitable for wheelchairs and least 150 cm wide, free of obstacles

## ACCESS TO THE HOTEL FROM UNDERGROUND CAR PARK


- 2 hinged doors, 90 cm clear width, **threshold 2 cm** (not two sided)
- Automated, open in advance and close with a time delay, door pivot range **not visually marked on the floor**
- **Door opening button at a height of 134.5 cm** (standard 85–110 cm)
- Free from obstacles, dust control mat/grating suitable for wheelchairs
- No marked parking spaces in front of the hotel.



Access from underground car park to the hotel

## MAIN ENTRANCE

- The main entrance is also the accessible entrance.
- External pathway threshold-free, at least 150 cm wide, max. 100 m long, suitable for wheelchairs
- Longitudinal slope max. 6 %, cross slope max. 2 %
- Path and entrance covered and free from obstacles
- Vestibule with two automated sliding doors made from glass; open in advance and close with a time delay;
- Level and without thresholds; clear width more than 90 cm
- Movement area in front of the doors on both sides at least 150 cm
- **Bell push button at a height of 135.5 cm** (standard 85–110 cm)



Main entrance

## RECEPTION


- Reception area accessible without thresholds; movement area of at least 150 cm in front of counter
- Small lowered place with max. height of 85 cm (writing/storage surface), desk height **116 cm, no under-desk wheelchair access**
- Mobile debit/credit card payment device; clipboard for filling out forms available; the adjacent restaurant room can also be used for registration or filling out forms
- Passages at least 90 cm wide, sufficient space for wheelchair users in waiting areas
- Seating available in the entrance area with stable armrests and backrests, seat at standard height, not too soft
- Drinks and snacks vending machine in lobby: accessible without thresholds, sufficient space in front of it, **no wheelchair access under the vending machine, coin slot at 130 cm** (standard max. 110 cm),



Reception and bar

## INTERIOR AREA

- Pathways step-free and without thresholds, corridor very wide (150 cm)
- Pathways completely level and free from obstacles
- Movement area with diameter of 150 cm available at the end of the pathways
- Floor coverings anti-slip; carpets suitable for wheelchairs



Interior area

## Lift

- Accessible without threshold
- Movement area on entry and exit at least 150 x 150 cm
- Lift car 110 x 214 cm, clear door width at least 90 cm
- No downward staircase opposite lift door
- Light barriers at maximum height of 100 cm
- Emergency call button and command button on the door at least 90 cm above the floor
- Handrail and mirror available




Lift



## Steps

- Steps **17.5 cm high** (standard max. 16 cm), all steps the same height
- **Depth 26.5 cm** (standard at least 30 cm), at least 120 cm wide
- Stairs straight, landing after max. 20 steps
- Handrail on both sides, continuous inside; standard height (85–90 cm);
- Handrails continue horizontally for at least 30 cm after the end of the stairs
- Handrail can be securely held



Steps



Accessible room

## ROOM NO. 102

### Accessible via lift without threshold

#### Door

- Hinged door with 95 cm passage width
- Threshold-free, easy to open, no automatic door closer
- Access area of at least 200 x 150 cm on both sides of the door
- Access area of at least 150 x 120 cm on closing side
- Lateral access area of at least 50 cm on both sides of the door next to the door handle
- Lever handle at standard height (85–110 cm)

#### Rooms

- Free space next to the bed: 173 cm on the right-hand side, 195 cm on the left-hand side, therefore also usable by 2 wheelchair users!
- Height of bed 50 cm, **no under-bed wheelchair access**
- Passage widths in the room: 150 cm
- Movement area in front of the window at least 150 x 150 cm, window handle **at a height of 120 cm** (standard max. 110 cm)
- Light switch and telephone can be operated from the bed
- Light switch at 85 cm height, coat hooks at a height of 85–120 cm



Accessible bathroom

## BATHROOM IN ROOM NO. 102

movement area of 150 x 150 cm provided

### Door

- Sliding door (not automated), not lockable
- Threshold-free, passage width 85 cm
- Easy to open
- Door handles at standard height, not a turning handle, door knob or recessed handle
- Access area of 200 x 150 cm on the opening side of the door
- Access area of 150 x 120 cm on the closing side

### Shower

- Shower area without threshold, minimum size of 150 x 150 cm or 130 x 180 cm given (if shower curtain is closed, only 100 x 200 cm)
- Anti-slip floor
- Vertical handrail on the right up to at a height of at least 150 cm, installed at a 70–85 cm distance from the corner
- Horizontal handrail at height of 75–85 cm, length of at least 50 cm on the first wall, length of at least 90 cm on the second wall, easy to hold
- Fixed folding shower seat (without handrails), seat area **at a height of 45 cm** (standard 46–48 cm), **30.5 x 36 cm in size** (standard at least 40 x 40 cm)
- No emergency bell available in the shower area (with cord)
- Shower fitting in standard height, single lever, **not laterally accessible from sitting position**
- Height-adjustable hose shower, located at the very bottom
- Soap holder available, at standard height

## WC

- At least 120 cm space in front of the WC for access
- WC accessible from left, at least 90 cm of space for access on this side
- Standard seat height (46–48 cm), **no backrest** available
- Distance from the front edge of the WC to the approached rear wall **54 cm** (standard 65 cm)
- Horizontal handrails on both sides, at standard height,
- Handrail on the access side folds upwards, easy to operate and securely fastened
- Clear distance between the handrails **74.5 cm** (standard 65–70 cm)
- Additional vertical handrail
- Handrails extend at least 15 cm over the front edge of the WC
- Paper can be reached from the WC when sitting (roll holder on folding support rail)
- WC flusher can be reached from the WC when sitting, at standard height
- Emergency bell can be reached from the WC when sitting, emergency call goes to reception

## Washbasin

- Movement area in front of washbasin at least 150 x 150 cm
- Available height under washbasin at least 70 cm (under-washbasin wheelchair access), **upper edge 79 cm** (standard 80–85 cm)
- Under-washbasin wheelchair access at a width of 100 cm, standard depth
- Distance of the tap fittings to the front edge of the washbasin 20 cm
- Flat plaster siphon, made of plastic and/or protected with porcelain
- Single lever or contactless tap fitting

## Other

- Mirror available, **lower edge at height of 100 cm** (standard max. 95 cm)
- Light switch at standard height, coat hook at **height of 159.5 cm** (standard max. 120 cm)
- Standard operating level of equipment fittings (80–110 cm)
- Waste bin can be operated with one hand



Breakfast room/restaurant

## BREAKFAST ROOM/RESTAURANT

- Accessible without threshold
- At the counter, **no lowered place** with max. 85 cm height), **no under-counter wheelchair access**
- At least 150 x 150 cm space in front of counter
- Clear passage width of main aisles at least 100 cm
- Tables have under-table wheelchair access (at least 80 cm wide, 70 cm high, 60 cm deep), upper edge max. 85 cm
- Seats have stable backrests (in most cases, no armrests available), seat area in standard height (46–50 cm)
- No soft seats that make it difficult to stand up
- Breakfast buffet with service; no table slider
- Food offer at height of 90 cm, food within reach of 40–70 cm
- Drinking straws are offered with pleasure
- Terrace is accessible (with low threshold)



Access to terrace

## GENERAL ACCESSIBLE WC (UNISEX, IN THE BASEMENT)

can be accessed without steps by lift

### Door

- Clear width 90 cm, no door threshold
- Opens to the outside, can be opened from the outside in an emergency
- Door easy to open, automated by pushbutton (height 110 cm); lever handle at standard height
- Opens in advance and closes with a time delay
- On opening side of the door, access area of at least 200 x 150 cm, on closing side at least 150 x 120 cm
- Lateral access area of at least 50 cm on the opening and closing side next to the door handle



## WC

- Turning circle with diameter of 150 cm available
- Room size 230 x 244 cm
- WC accessible from both sides, lateral space at least 90 cm
- At least 120 cm space for access in front of WC bowl
- WC seat **44 cm high** (standard 46–48 cm); backrest available
- Distance from the front edge of the WC to the rear wall at least 65 cm
- Horizontal handrails on both sides (distance and height standard), fold upwards (easy to operate, securely fastened)
- Handrails extend at least 15 cm over the front edge of the WC
- WC flusher at standard height, accessible when sitting on the WC
- WC paper can be reached from the WC when sitting (roll holder on folding support rail)
- Emergency bell available (alarm goes to reception), accessible from the WC while seated (at standard height)

## Washbasin

- Movement area of 150 x 150 cm available in front of the washbasin
- Free height under washbasin 70 cm, under-washbasin wheelchair access at least 100 cm, standard depth
- Concealed siphon made from plastic
- Washbasin height standard (upper edge 80–85 cm), single lever fitting

## Other

- No mirror available
- Operating level of fittings equipment not at standard height (80–110 cm)
- Baby changing table available
- Disinfectant available



General accessible WC



General accessible WC



## CONFERENCE ROOMS

- Accessible without threshold
- Accessible WC in the basement (see above)
- Clear door width at least 80 cm, passage widths at least 90 cm (flexible furniture)
- Turning circle of 150 cm available
- Under-table wheelchair access
- Seating options available on request with stable armrest and backrest, not soft (standing up not difficult), standard seat height
- Not all controls at standard height between 80 and 110 cm (**touch screens on the wall for lights, dimming etc. at height of 147–163 cm**); all controls accessible by wheelchair

## INFORMATION FOR BLIND AND VISUALLY IMPAIRED PERSONS

### PARKING SPACE (UNDERGROUND CAR PARK)

- 3 disabled parking spaces near (approx. 100 m) the accessible entrance, covered
- Parking space at a right angle to driving lane
- **No tactile guidance** to ticket machine, **no tactile guidance** to controls; parking fee can be paid with the room invoice at reception, however
- Barriers **not secured against blind people with a stick walking underneath them**

### PATHWAYS AND ACCESS TO THE HOTEL

- Pavement boundaries easy and safe to find by blind people with a stick
- **No tactile floor guidance system**
- Pathway continuously illuminated, free of obstacles
- 2 automated hinged doors, operated with door opening button
- **Door pivot range does not have tactile or visual floor markings**

### MAIN ENTRANCE

- The main entrance is also the accessible entrance
- Pathways outside and entrance covered and free of obstacles
- **No tactile floor guidance lines**; pavement boundaries easy and safe to find by blind people with a stick
- Free height under signs at least 220 cm
- Vestibule with two automated sliding doors made from glass; **marking not sufficient**
- Doors open in advance and close with a time delay

## RECEPTION AND INTERIOR AREA

- Reception easily recognizable; **no tactile guidance to reception**
- Reception area sufficiently illuminated, glare-free
- Staff happy to help with registration (filling out forms, explanations, etc.)
- Drinks and snacks vending machine in lobby: **no tactile guidance**; no tactile guidance to operating elements, but designed in contrasting colours
- Information in large font and high contrast
- Pathways free from obstacles; floor coverings stand out in visual contrast from components
- Lighting in the interior is sufficient and corresponds to the area of use
- Room inscriptions, floor level designations are tactile (inscriptions on room doors are also in Braille)

## Lift

- Light barriers at maximum height of 100 cm
- Tactile floor level designation
- Pushbuttons at stops are located near the lift door, tactile, **no Braille**
- Pushbuttons in lift tactile and in Braille, pushbutton for building exit stands out
- Audible confirmation when pressing the pushbuttons (inside and outside)
- Inscriptions of the control buttons in the lift and display big enough and easy to read
- Audible signal when the lift arrives and clearly audible announcement in the lift
- Handrail available

## Steps

- Steps **17.5 cm high** (standard max. 16 cm) all steps the same height
- **Depth 26.5 cm** (standard at least 30 cm), at least 120 cm wide
- Stairs straight, landing after max. 20 steps
- Handrail on both sides, standard height (85–90 cm); continuous (inside)
- Handrails continue horizontally for at least 30 cm after the end of the stairs
- Handrail can be securely held; no open or extending steps
- Entry and exit steps at the front edge designed in contrasting colours

## ROOM NO. 102

- Audible alarm system available in room

### Door

- Does not stand out **in contrast** from the wall or floor
- **No tactile floor guidance system**
- Signs on the door are both tactile and written in Braille
- Hinged door, easy to open, no automatic door closer
- Door handle stands out in contrast with the surroundings
- No obstacles, door inscriptions at standard height

### Bathroom

- Sliding door (not automated), not lockable, easy to open
- Single lever fitting in shower; lever points downwards to avoid injury when bending forward
- Emergency call system designed in visual contrast, **no tactile guidance system**
- Fixtures and fittings stand out in visual contrast from the environment

## BREAKFAST ROOM/RESTAURANT

- Buffet with service
- Menu in large, contrasting, easy to read font
- Table with sufficient noise reduction available

## GENERAL ACCESSIBLE WC (UNISEX, IN THE BASEMENT)

- Door opens to the outside, can be opened from the outside in an emergency
- Door easy to open, automated with pushbutton
- Opens in advance and closes with a time delay
- **No tactile guidance area, no door pivot range with tactile marking**
- Door handle **does not stand out in contrast** from the adjacent components
- Emergency bell available (alarm goes to reception), accessible from the WC while seated (at standard height)
- Emergency bell designed in visual contrast, **no tactile guidance system**

## CONFERENCE ROOMS

- **No tactile guidance system**
- Glare-free and evenly illuminated
- Attention paid to design of the room acoustics



## INFORMATION FOR THE DEAF AND HARD OF HEARING

### GENERAL

- Pathways in underground car park continuously illuminated
- **No induction loop system** at reception
- Signposting/notices **not in 2 senses principle** (visual/tactile; visual/audible)
- Tables with glare-free lighting also available in breakfast room

### ROOMS

- Alarm system with flashing light available in all accessible rooms
- Door knocking and/or ringing **not visually perceptible**
- **No visible alarm system in bathroom**

### LIFT

- Visible confirmation when pressing the pushbuttons (inside and outside)
- Visual confirmation of emergency call also

### CONFERENCE ROOMS

- **No induction loop system**
- Glare-free and evenly illuminated
- **No visual alarm system**

## INFORMATION FOR ALLERGY SUFFERERS

- Transparent, thin curtains that are not susceptible to dust and no carpets in the rooms
- Carpets in the carpets not susceptible to dust
- No carpets in the breakfast room; curtains and upholstery not susceptible to dust
- Curtains and/or carpets present in the conference room
- Food for allergy sufferers available on request; the staff team knows about the ingredients of the food